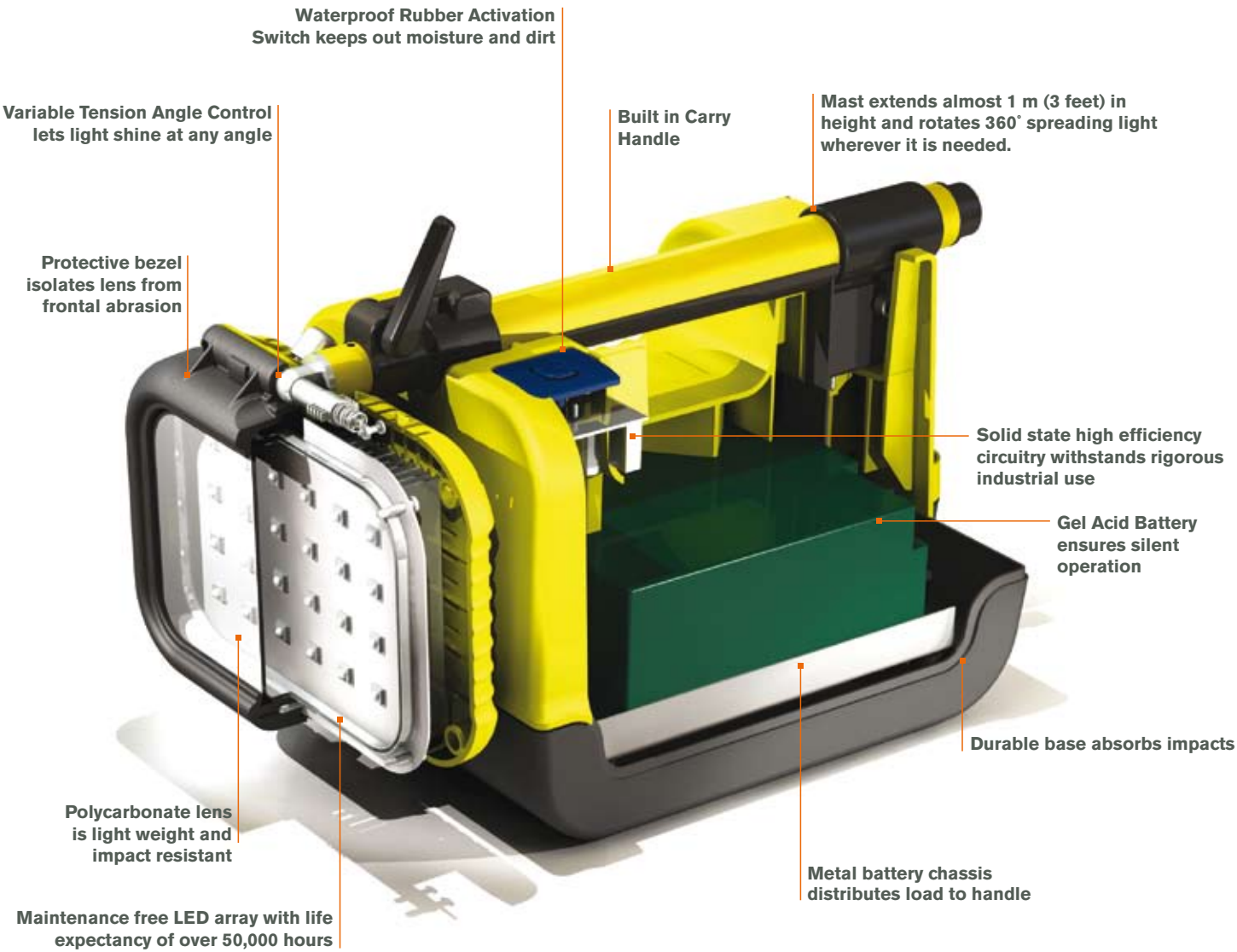


UNDER THE MICROSCOPE



> LED AREA LIGHTS

The Advanced Area Lighting Group from Peli is bringing several dynamic products to the market, offering up to 56 hours of bright LED light.*

The product range starts with the compact single head 9430B that fits easily into confined spaces and extends to the four head 9470 which is capable of turning night into day. All units employ a silent, rechargeable sealed battery freeing you to work anywhere on or off the grid, no generator necessary.

MODEL	LIGHT HEADS	BURN TIME (hrs.)* (PER HEAD/CONSECUTIVE)
9430B	1	15
9435	1	10
9440	1	6
9445	1	14
9460	2	14/28
9470	4	14/56

* Stated burn times based on low power setting and consecutive head activation. High power and simultaneous head use will lower total burn time.

Each model is designed with LED technology to provide a better quality of light, high reliability and low energy consumption. The result is an energy efficient lighting solution with low long-term operating and maintenance costs.



FEATURES

All contents stow inside a Peli Protector™ Case (9460, 9470)



Low battery warning system and waterproof activation switch



Direct light where it is needed with fully articulating head

SPECIFICATIONS

Model	9430B	9430IR	9430SL	9435	9460	9470	9500*	9440	9445
Light Source	6x High Flux LEDs	Infrared 940nm LED	24x High Flux LEDs	18x High Flux LEDs	48x High flux LEDs	96x High flux LEDs	24 (white) / 12 (red) x High Flux LEDs	LED	LED
Beam Spread	90°	7°	10°	90°	90°	90°	210° Diffused	120°	90°
Batteries	12v Rechargeable, Sealed	12v Rechargeable, Sealed	12v Rechargeable, Sealed	NIMH	12v Rechargeable, Sealed	12v Rechargeable, Sealed	NA	NIMH	NIMH
Tested Lumen Value	1000 (Low) 2000 (High)	N/A	1000 (Low) 2000 (High)	750 (Low) 1500 (High)	2000 (Low) 4000 (High)	4000 (Low) 8000 (High)	1200 (Red LED) 6000 (White LED)	1200 (Low) 2400 (High)	450 (Low) 900 (High)
Watts	24	24	24	24	48 (24 per Head)	96 (24 per Head)	24/12 per Head	N/A	N/A
Battery Burn Time	15 hrs. (Low) 8 hrs. (High)	15 hrs. (Low) 8 hrs. (High)	15 hrs. (Low) 8 hrs. (High)	10 hrs. (Low) 5 hrs. (High)	14 hrs. (Low) 7 hrs. (High)	14 hrs. (Low) 7 hrs. (High) per head	N/A	6 hrs. (Low) 3 hrs. (High)	14 hrs. (Low) 7 hrs. (High)
Dimensions	20 x 40 x 23 cm (7.9" x 15.8" x 9.1")	20 x 40 x 23 cm (7.9" x 15.8" x 9.1")	20 x 40 x 23 cm (7.9" x 15.8" x 9.1")	20 x 40 x 23 cm (7.9" x 15.8" x 9.1")	55.9 x 35.1 x 22.9 cm (22" x 13.8" x 9")	62.7 x 49.7 x 30.3 cm (24.7" x 19.6" x 11.9")	41 x 10 cm cylindrical (16.1" x 3.93" cylindrical)	20 x 95 cm (7.87" x 37.4")	15 x 94.5 cm (5.91" x 37.2")
Mast Extended Height	82 cm (32.3")	82 cm (32.3")	82 cm (32.3")	82 cm (32.3")	179.9 cm (70.87")	185 cm (72.85")	NA	91 x 215.8 cm (35.83" x 85")	91 x 212 cm (35.83" x 83.5")
Weight	10.27 kg (22.65 lbs.)	10 kg (22.05 lbs.)	10 kg (22.05 lbs.)	7.98 kg (17.6 lbs.)	23 kg (50.71 lbs.)	40 kg. (88.18 lbs.)	13.5 kg (29.8 lbs.)	7.3 kg (16.09 lbs.)	6.5 kg (14.33 lbs.)
Colours	■ ■	■	■	■ ■ ■	■ ■	■ ■	■	■ ■	■ ■ ■
Approvals	CE, RoHS Compliant	CE, RoHS Compliant	CE, RoHS Compliant	CE, RoHS Compliant II 3 G Ex ic IIC T4 Gc ITS09ATEX26777	CE, RoHS Compliant	CE, RoHS Compliant	CE, RoHS Compliant	CE, RoHS Compliant	RoHS. ATEX Cat. 2 (Zone 1)
Accessories	• 9430T Tripod Kit • 9430 Tear-Off Back Pack • 9430 Back Pack • Spare LED Head w/ Mast • 12/24V Vehicle Charger • Extension Cord 118 inches (3m) • 9430 Universal Charger		• 1460 Case (with custom foam for 9430)	• 9430 Back Pack • 1460 Case (with custom foam for 9435)	• 9430T Tripod Kit • 12/24V Vehicle Charger • Extension Cord 118 inches (3m)	• 9430T Tripod Kit • Extension Cord 118 inches (3m)	N/A	N/A	N/A

* Figures calculated from LED manufacturer data

U.S.A.

U.S.A. & GLOBAL HEADQUARTERS

23215 Early Avenue
Torrance, CA 90505 USA
Tel 310.326.4700
800.473.5422 (Outside CA)
Fax 310.326.3311

DEERFIELD

PELI HARDIGG CASES USA HEADQUARTERS

147 North Main Street
South Deerfield, MA 01373
Tel (800) 542-7344
Fax (413) 665-8330
www.peli.com

EMEA

FOR INFORMATION ON PELI LIGHTS, PELI CASES AND PELI STORM CASES IN EUROPE:

**EUROPE, MIDDLE EAST &
AFRICA HQ**
PELI PRODUCTS, S.L.U.
C/ Provença, 388 Planta 7
08025 • Barcelona, Spain
Tel +34 934 674 999
Fax +34 934 877 393
www.peli.com

FRANCE

PELI PRODUCTS FRANCE S.A.S.
487 rue Léopold Le Hon
01000 • Bourg en Bresse, France
Tel +33 4 74 22 80 40
Fax +33 4 74 22 09 34
www.peli.com

GERMANY

PELI PRODUCTS GERMANY GmbH
Graf-Adolf-Platz 15
40213 • Düsseldorf, Germany
Tel +49 (0) 211 882 42 401
Fax +49 (0) 211 882 42 200
www.peli.com

ADVANCED AREA LIGHTING GROUP

PELI AALG LTD.

4 Chater Court
Halifax Drive • Market Deeping
Peterborough PE6 8AH, United Kingdom
Tel +44 (0) 1778 349000
Fax +44 (0) 1778 349004
aalg.peli.com

UAE

PELICAN PRODUCTS
MIDDLE EAST FZE
P.O. Box 10559 • Ras Al Khaimah
United Arab Emirates
Tel +971 (0) 7 2076282
Fax +971 (0) 7 2076283

* We also have offices in Canada, Japan,
China, Australia, South Korea and India.

FOR INFORMATION ON PELI HARDIGG CASES IN EUROPE:

PELI-HARDIGG UK CASE CENTER

Unit 4, Brookfield Industrial Estate
Leacon Road
Ashford Kent TN23 4TU
United Kingdom
Tel +44 (0) 1233 895895

PELI-HARDIGG FRANCE CASE CENTER

20/22 Rue des Petits Hôtels
75010 Paris, France
France
Tel +33 (0)1 44 83 95 63



©2011 Peli Products, S.L.U. All trademarks are registered and/or
unregistered trademarks of Pelican Products, Inc., a U.S. corporation,
its subsidiaries and/or affiliates. Part. No 0030-ALS-001E NOV '11

All details included in this brochure are correct when printed but
for most updated information please visit www.peli.com

Follow us on



DISTRIBUTED BY:

PELI™

> LED AREA LIGHTS



9430B 9430IR 9430SL

The 9430B Remote Area Lighting System is the perfect unit for hard to reach places. At just 10.27 kg, the 9430B is easily transported up stairs or ladders. Its compact size and fully extendable mast with 360 degree rotating light head make tight spaces easily accessible. Solid state high efficiency circuitry withstands rigorous industrial use day in and day out.

> INTRODUCING THE 9430SL (SPOT LIGHT) AND 9430IR (INFRARED)

The 9430SL produces a 10° tight beam that reaches hundreds of meters for effective search & rescue. The new 9430IR enhances night vision optics to provide improved visibility in complete darkness.



- Wide 90° Beam
- Large area coverage

9430IR STEALTH BEAM




- Night vision compatible infrared LED beam
- Low thermal signature

9430SL SPOT BEAM

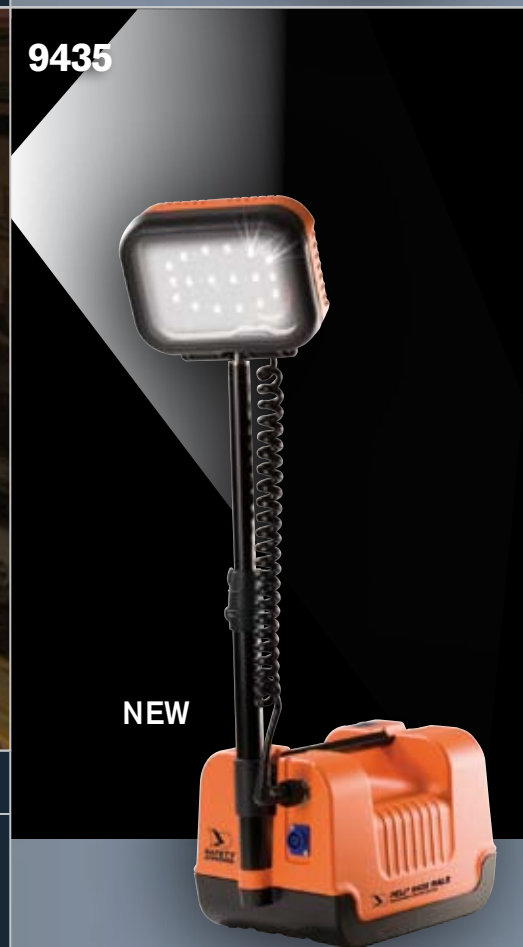


- 183 meters reach
- Focused 10° Beam



9435

The 9435 is ATEX Certified Cat. 3 (Zone 2) for use in hazardous locations. It features 18 next-generation LEDs and a beam spread of 90 degrees that effectively lights a large area. Additionally, it offers two brightness settings that shine 1,500 lumens for 5 hours in high-setting and 750 lumens for 10 hours in low.



NEW

- Wide 90° Beam
- ATEX Cat. 3 (Zone 2) approved



Photo © Solarsilk

9460

Using solid-state mounted LED's coupled with a thermally efficient light engine and a Peli Protector™ case, the 9460 gives the user the ultimate maintenance-free portable floodlight station to get the job done efficiently, safely and on time. The 9460 houses two light heads and a multi-stage universal charger for total self-contained convenience. It is also equipped with a telescopic handle and rugged wheels for ease of transport.



9470

The 9470 contains four heads that will illuminate 360 degrees using solid-state mounted LED's coupled with a thermally efficient light engine. A rugged 1610 Peli Protector™ Case houses all its light heads and a multi-stage universal charger for total self-contained convenience. The 9470 is equipped with a telescopic handle and rugged wheels for ease of transport.




Select white light or red night vision mode for military use

9500

The 9500 Shelter Lighting System provides soldiers with safe, secure and silent LED interior shelter lighting in either red or white light. The system is extremely rugged and is tested to a 3 meter concrete drop-test, offering survivability not found in fluorescent lighting. Light heads are linked together and secured via hanging straps inside the temporary shelter/accommodation. The light output color (red or white) is selected via an inline switch and each light head can be independently switched on or off. The system is powered by the enclosed universal AC power supply or by an auxiliary 12-30 vdc power source such as the 9430 or 9460.



The Complete Kit includes 3 UV stable LED light heads, (3) 4 m connector cables, hanging straps and power supply in a Peli Protector™ Case.



9440 and 9445

The most innovative LED Area Light units to date, the 9440 and safety approved 9445Z1 move fast to light up ravines, confined spaces, riverbanks... anyplace your apparatus can't go. Deployed, the mast extends 213 cm high, shining light over low obstructions encountered by traditional lantern style lights. With a 120 degree beam spread and up to 2400 lumens, the entire emergency area will have the the light you need for a safe and swift operation.

Both models are maintenance free, using super tough LED lamp modules and NiMH batteries for up to 14 hours of continuous light.

The 9445Z1 is ATEX Certified Cat. 2 (Zone 1) for use in hazardous locations.



COMING

9445Z1

9440

 Light Emitting Diode light source

 Rechargeable battery